

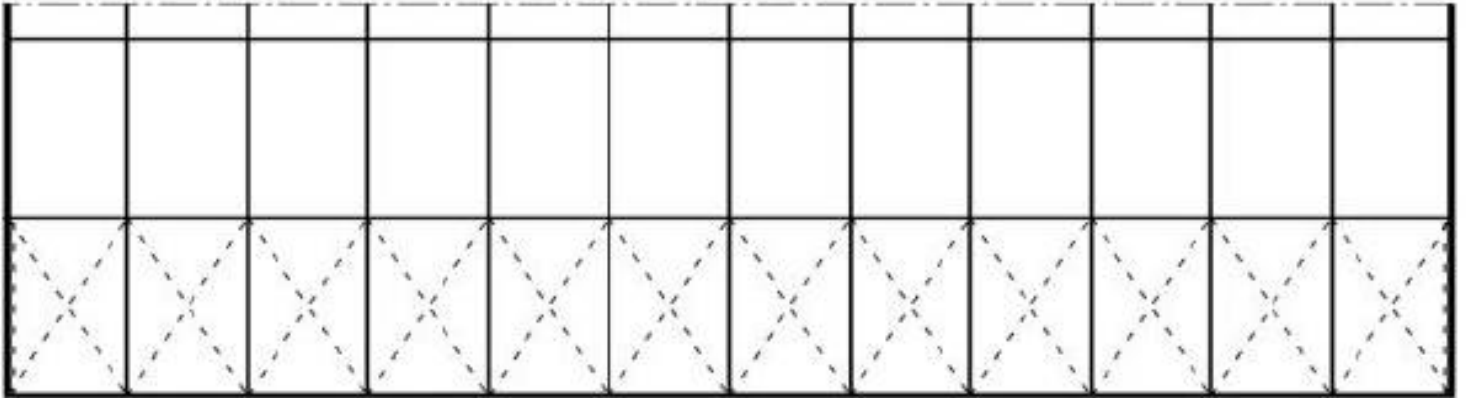
## Technical data

	(mm)			
A	External ridge height	8080	Wind load	0,50 kN/m1
B	Internal free ridge height	4200 / 6200	Snow load	100 kg / m2
C	External side height	4320 / 6320		
D	External free height	4320 / 6320	Bearing capacity standard floor	500kg/m2
E	Roof overhang	0	Column profile	334/122/4,5/8
F	Internal free side height	4200 / 6200	Maximum roof load	100 kg
G	External width of the roof	10210		
J	Bay distance	5000	Mounting points in structure	Columns and rafters
			Roof incline	18°
			Standard fire resistance standard roof covers	DIN 4102/B1 M2



# Induro

10 m



## Options

Available roof covers  
White opaque roof cover  
Transparent roof cover

Available floors  
Cassette floor  
Plate floor  
Antiskid cassette floor

Available doors  
Emergency door  
Sectional overhead door

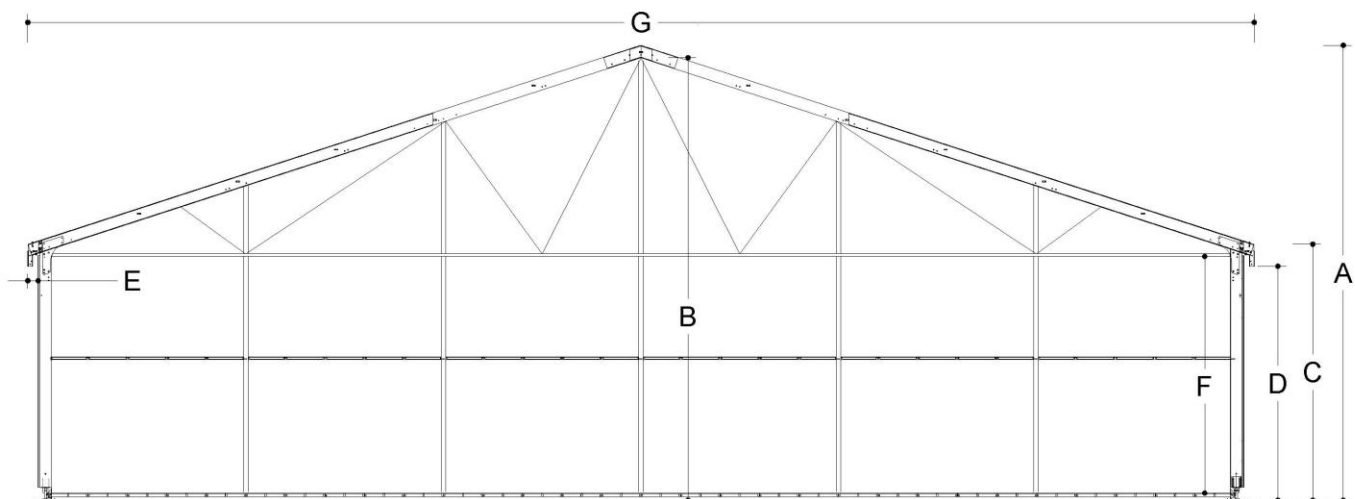
Available side curtains and side panels  
Steel side panels  
Sandwich side panels

Roof insulation  
Yes

Insulation side panels  
Yes

Connection to permanent buildings  
Yes

Connection to other Losberger De Boer structures  
Yes



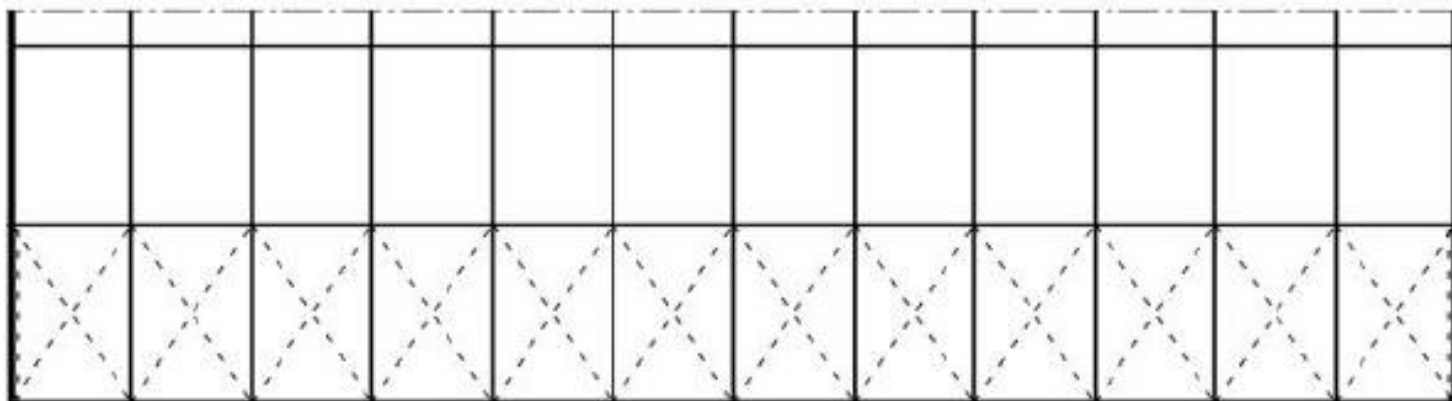
## Technical data

	(mm)			
A	External ridge height	8890	Wind load	0,50 kN/m <sup>2</sup>
B	Internal free ridge height	4200 / 6200	Snow load	100 kg / m <sup>2</sup>
C	External side height	4320 / 6320	Bearing capacity standard floor	500kg/m <sup>2</sup>
D	External free height	4320 / 6320	Column profile	334/122/4,5/8
E	Roof overhang	0	Maximum roof load	100 kg
F	Internal free side height	4200 / 6200	Mounting points in structure	Columns and rafters
G	External width of the roof	15210	Roof incline	18°
J	Bay distance	5000	Standard fire resistance standard roof covers	DIN 4102/B1 M2



# Induro

# 15 m



## Options

Available roof covers      White opaque roof cover  
Transparent roof cover

Available floors              Cassette floor  
Plate floor  
Antiskid cassette floor

Available doors              Emergency door  
Sectional overhead door

Available side curtains and side panels      Steel side panels  
Sandwich side panels

Roof insulation              Yes

Insulation side panels      Yes

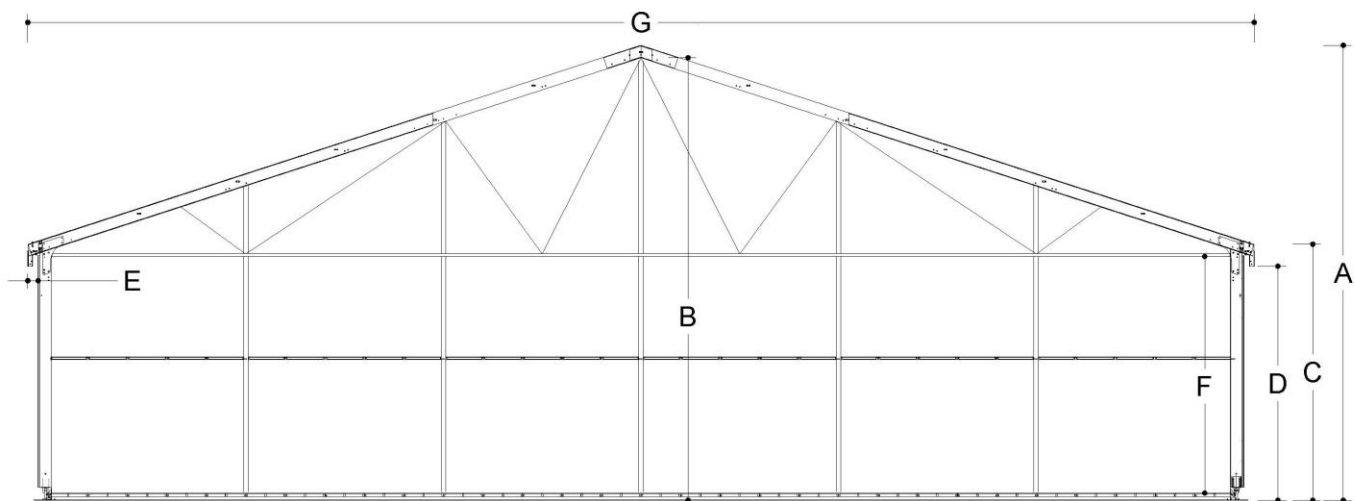
Connection to permanent buildings      Yes

Connection to other Losberger De Boer structures      Yes



## Induro

20 m



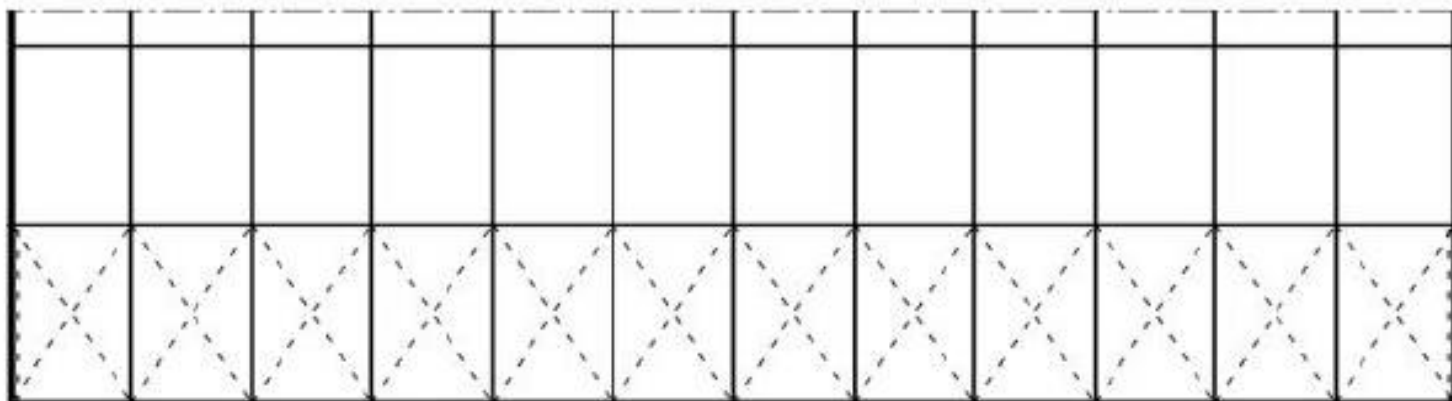
## Technical data

	(mm)			
A	External ridge height	9710	Wind load	0,50 kN/m <sup>2</sup>
B	Internal free ridge height	4200 / 6200	Snow load	100 kg / m <sup>2</sup>
C	External side height	4320 / 6320		
D	External free height	4320 / 6320	Bearing capacity standard floor	500kg/m <sup>2</sup>
E	Roof overhang	0	Column profile	334/122/4,5/8
F	Internal free side height	4200 / 6200	Maximum roof load	100 kg
G	External width of the roof	20210		
J	Bay distance	5000	Mounting points in structure	Columns and rafters
			Roof incline	18°
			Standard fire resistance standard roof covers	DIN 4102/B1 M2



# Induro

# 20 m



## Options

Available roof covers      White opaque roof cover  
Transparent roof cover

Available floors              Cassette floor  
Plate floor  
Antiskid cassette floor

Available doors              Emergency door  
Sectional overhead door

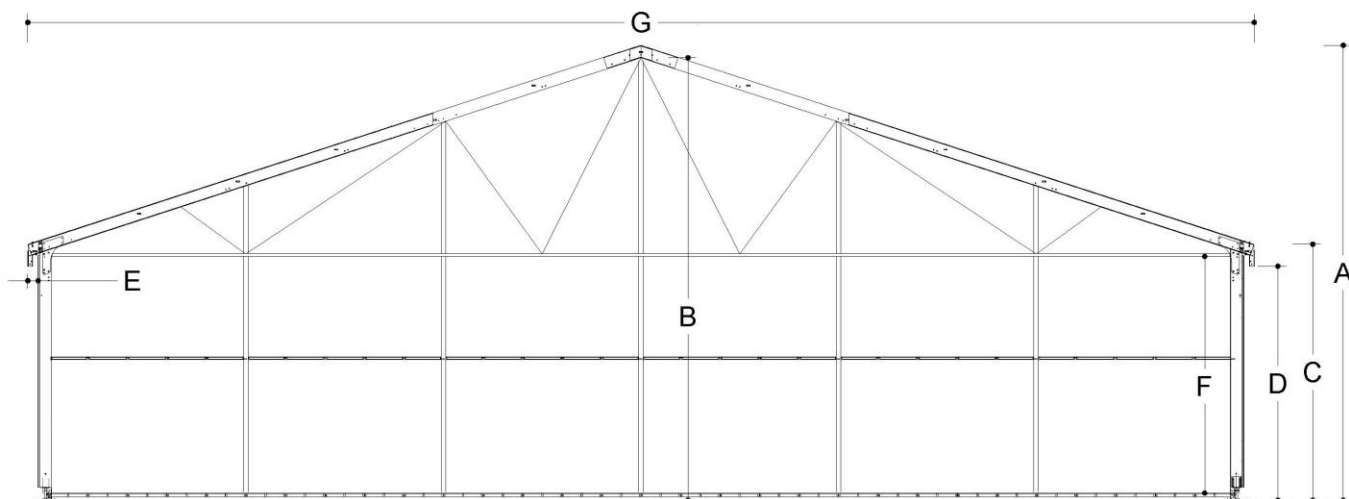
Available side curtains and side panels      Steel side panels  
Sandwich side panels

Roof insulation              Yes

Insulation side panels      Yes

Connection to permanent buildings      Yes

Connection to other Losberger De Boer structures      Yes



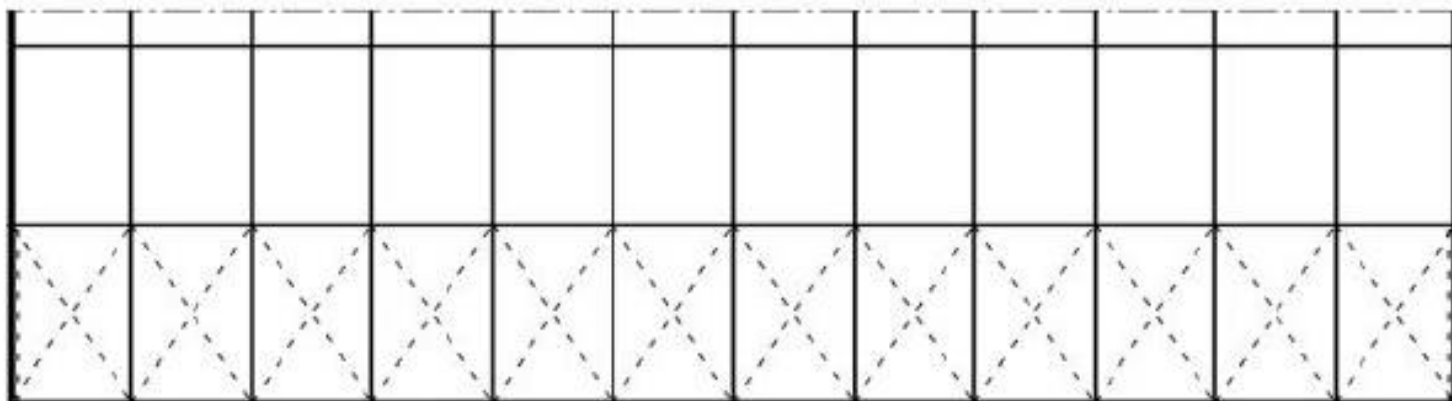
## Technical data

	(mm)			
A	External ridge height	10510	Wind load	0,50 kN/m <sup>2</sup>
B	Internal free ridge height	4200 / 6200	Snow load	100 kg / m <sup>2</sup>
C	External side height	4320 / 6320	Bearing capacity standard floor	500kg/m <sup>2</sup>
D	External free height	4320 / 6320	Column profile	334/122/4,5/8
E	Roof overhang	0	Maximum roof load	100 kg
F	Internal free side height	4200 / 6200	Mounting points in structure	Columns and rafters
G	External width of the roof	25210	Roof incline	18°
J	Bay distance	5000	Standard fire resistance standard roof covers	DIN 4102/B1 M2



# Induro

25 m



## Options

Available roof covers      White opaque roof cover  
Transparent roof cover

Available floors              Cassette floor  
Plate floor  
Antiskid cassette floor

Available doors              Emergency door  
Sectional overhead door

Available side curtains and side panels      Steel side panels  
Sandwich side panels

Roof insulation              Yes

Insulation side panels      Yes

Connection to permanent buildings      Yes

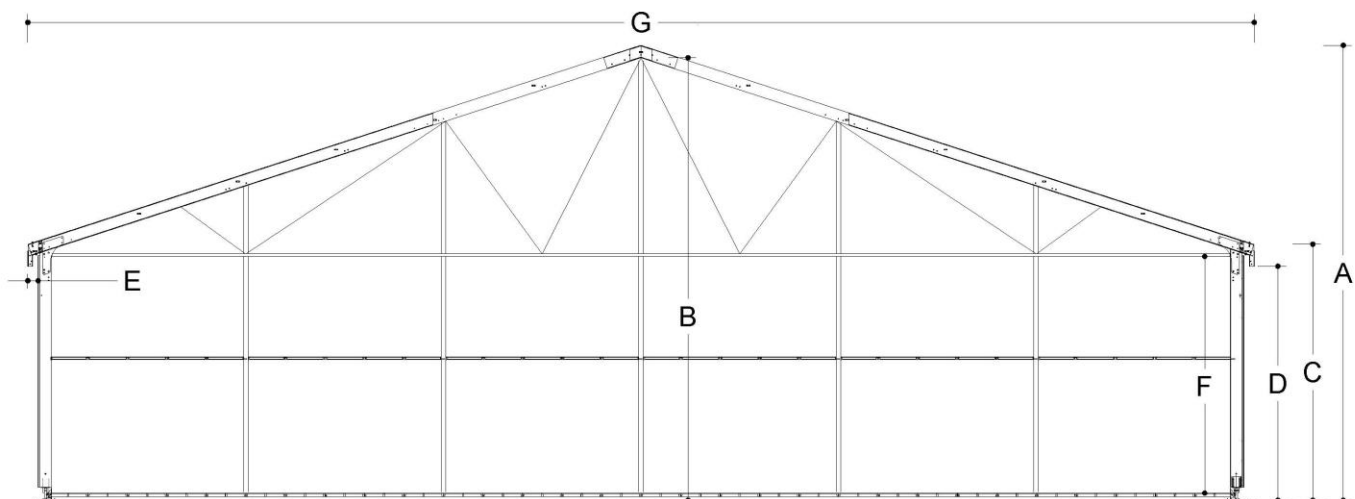
Connection to other Losberger De Boer structures      Yes





# Induro

# 30 m



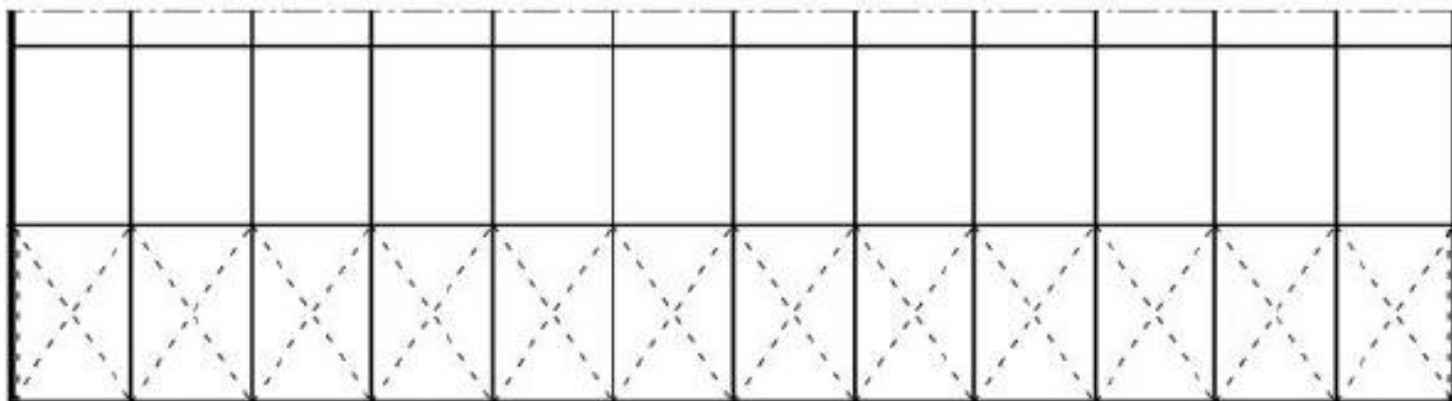
## Technical data

	(mm)			
A	External ridge height	11320	Wind load	0,50 kN/m <sup>2</sup>
B	Internal free ridge height	4200 / 6200	Snow load	100 kg / m <sup>2</sup>
C	External side height	4320 / 6320		
D	External free height	4320 / 6320	Bearing capacity standard floor	500kg/m <sup>2</sup>
E	Roof overhang	0	Column profile	334/122/4,5/8
F	Internal free side height	4200 / 6200	Maximum roof load	100 kg
G	External width of the roof	30210		
J	Bay distance	5000	Mounting points in structure	Columns and rafters
			Roof incline	18°
			Standard fire resistance standard roof covers	DIN 4102/B1 M2



# Induro

30 m



## Options

Available roof covers      White opaque roof cover  
Transparent roof cover

Available floors            Cassette floor  
Plate floor  
Antiskid cassette floor

Available doors            Emergency door  
Sectional overhead door

Available side curtains and side panels      Steel side panels  
Sandwich side panels

Roof insulation            Yes

Insulation side panels      Yes

Connection to permanent buildings      Yes

Connection to other Losberger De Boer structures      Yes